









Ceilings*

 Asturias Satin (F) Stainless steel	 Black fixings		<p>LED spots:</p> <ul style="list-style-type: none"> ■ Up to 100000 hours and reduces energy consumption by 80% vs. halogen spots. ■ Constant light quality ■ Remain cool in operation 	 Aurora Nova (LF73) Finishing: R2 or R8 Lighting: FLT with white diffusor	 Eclipsis Globis (LF74) Finishing: F, R2 or R8 Lighting: FLT	 Alba Chromatica (LF75) Finishing: F, R2 or R8 Lighting: FLT	 Astra Dulciana (LF76) Finishing: R2 or R8 Lighting: HAL Astra Aetherna (LF84) Finishing: F or R2 Lighting: LED
 Silicon Grey (R2) Coated metal	 Stainless steel fixings			 Syntagma Globis (LF81) Finishing: F, R2 or R8 Lighting: FLT	 Alba Arcadia (LF82) Finishing: F, R2 or R8 Lighting: FLT	 Coeli Magica (LF83) Finishing: F Lighting: FLT with white reflector Only for 630 kg and 1000 kg - 1100 x 2100 standard cars	 Cyprus Sol (LF92) Finishing: F or R2 Lighting: FLT disc
 Alpine White (R8) Coated metal	 White fixings	<p>FLT: Fluorescent tubes HAL: Halogen spot lights LED: LED spot lights</p>					

Walls*

STAINLESS STEEL	COATED METAL	LAMINATE	WOOD VENEER
 Asturias Satin (F)	 Monterrey Silver (R1)	 Saginaw Merisier (L2) Wood pattern	 Yellowstone Beech (L11) Beech
 Scottish Quad (K)	 Silicon Grey (R2)	 Corsica Cherry (L3) Wood pattern	 Washington Cherry (L13) Cherry
 Flemish Linen (M)	 Astoria Almond (R10)	 Tuscany Pear (L10) Wood	
	 Rockford Red (R11)	 Portland Pearl (L18)	
	 Greenville Grass (R12)	 Oceanside Shell (L19)	
		 Sedona Sandy (L20)	
		 Orlando Olive (L31)	

Floors*

RUBBER	COMPOSITE STONE	LAMINATE
 Alexandria Blue (RC4)	 Diorite Black (SF2)	 America Ciliegio (RW1) Wood
 Detroit Grey (RC5)	 Bianco Perla (SF5)	 Huntsville Hardwood (LR2) Wood pattern
 Dallas Black (RC6)	 Dayton Grey (RC9)	






Skirting



- Made of Asturias Satin (F) stainless steel
- Finished at every end and corner with metal caps

Handrails

Handrail fixings in stainless steel or black finishing


 Aluminium (HR50)	 Stainless steel (HR51)
 Stainless steel (HR51TR)	 Stainless steel (HR53)
 America Ciliegio (HR54) Wood Also available in Huntsville Hardwood (HR55)	

Chair




- Black plastic
- Rear or side wall
- Not on the same wall as handrail

Mirrors



- Can be placed on rear and/or side wall
- Glass panel (smoked or clear): partial or full height. Partial width and partial height only standard cars up to 630 kg with car height 2100 mm
- Mirror polished stainless steel panel: only full height
- Mirror fixings in stainless steel or black finishing

Windows



- Available on rear wall. Can be full or partial width. Partial height is not available.
- Full width only for cars with width up to 1400 mm.
- Stainless steel handrail is mandatory. Window frame is aluminium.

Car and Landing signalization

 KSC 370	 KSC 420/421	 KSC 470/471	 KSC 573/575	 KSL 420	 KSL 470	 KSL 570	 KSL 670
				 KSH 370	 KSH 470	 KSH 570	 KSH 670
				 KSI 370/371	 KSI 573	 KSI 673	
				 KSH 200	 KSI 201/202		

Landing doors*

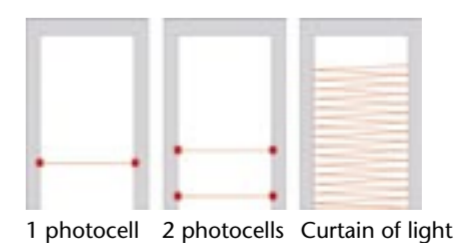
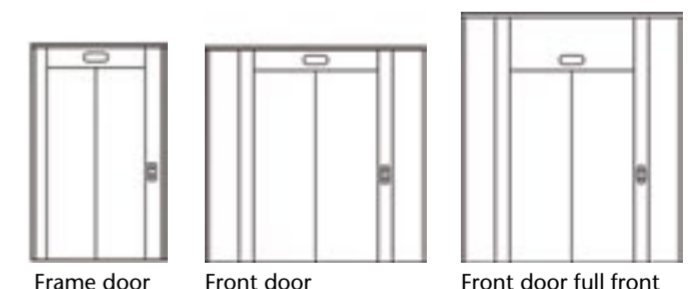
Stainless steel: Asturias Satin (F), Flemish Linen (M), Scottish Quad (K).

Coated metal: Monterrey Silver (R1), Silicon Grey (R2), Spanish Anthracite (R6), Astoria Almond (R10).

KES200, KES600 and KES800 are available. Glass doors only with KES600/800.

Features

KES 200: frame and front
KES 600: if glass door, full front or EN81-72 compliant door is requested.



- Maintenance and rescue operations are integrated in a small cabinet
- Integrated at topmost landing door or one floor below
- Finishing in Asturias Satin, Scottish Quad, Flemish Linen or zinc coated
- To allow more flexibility a wall-mounted solution can be supplied
- Can be located on the side wall of the shaft
- Finishing in aluminium or stainless steel

*Zinc coated (z) finishing is also available, to be painted/finished locally by the customer.